



lumini Solucoes em Iluminacao LTDA
www.lumini.com.br
Email: laboratorio@lumini.com.br
Tel: +55 11 3437-5555 Fax: +55 11 3437-5555
Address: Rua Ferreira Viana, 716 - Socorro - São Paulo/SP

lumini

LumCAT:

Luminaire: mini frame concentra flex 17 serie 3 e fm

LampCAT: modulo led 6W 30K irc 90

Ballast type: led driver 700mA

Report No:

Voltage(V): 220.0000

Test No:

Current(A): 0.0360

Number of Lamps: 1

Power (W): 7.3900

Lamp flux(lm): 715.0

PF: 0.9700

Length(mm): 145

Width(mm): 20

Phm Type: C

Height(mm): 0

Photometric Results

Lumens(lm): 553.75, Efficiency(%): 77.45% , Luminous Efficacy(lm/W): 74.93

Central intensity(cd): 2276.567, Maximum intensity(cd): 2276.567

Angle of maximum intensity: $C=0.0$ $\gamma=0.0$

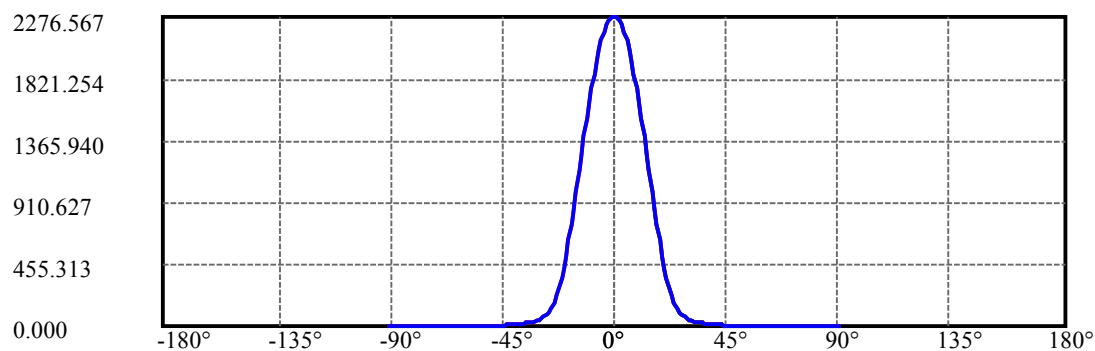
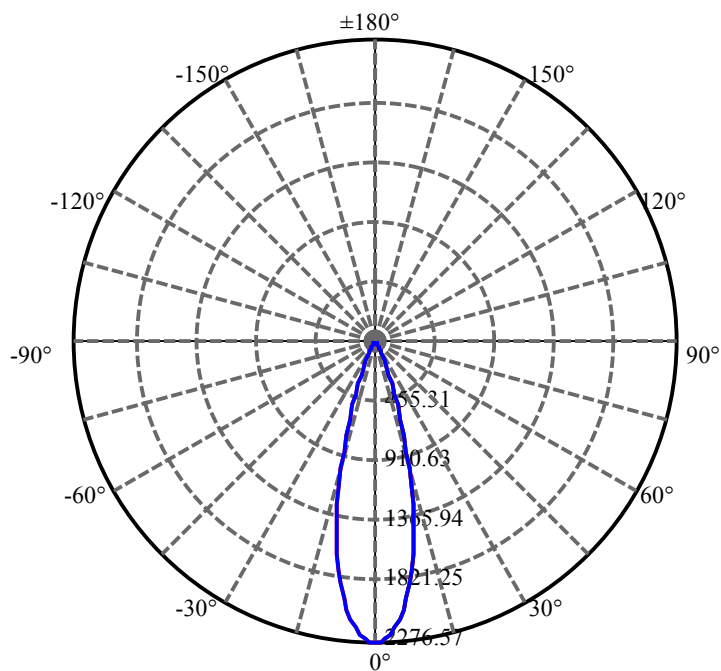
Beam angle of C0 plane : 28.00

Average BeamAngle(IEC 61341): 28.00

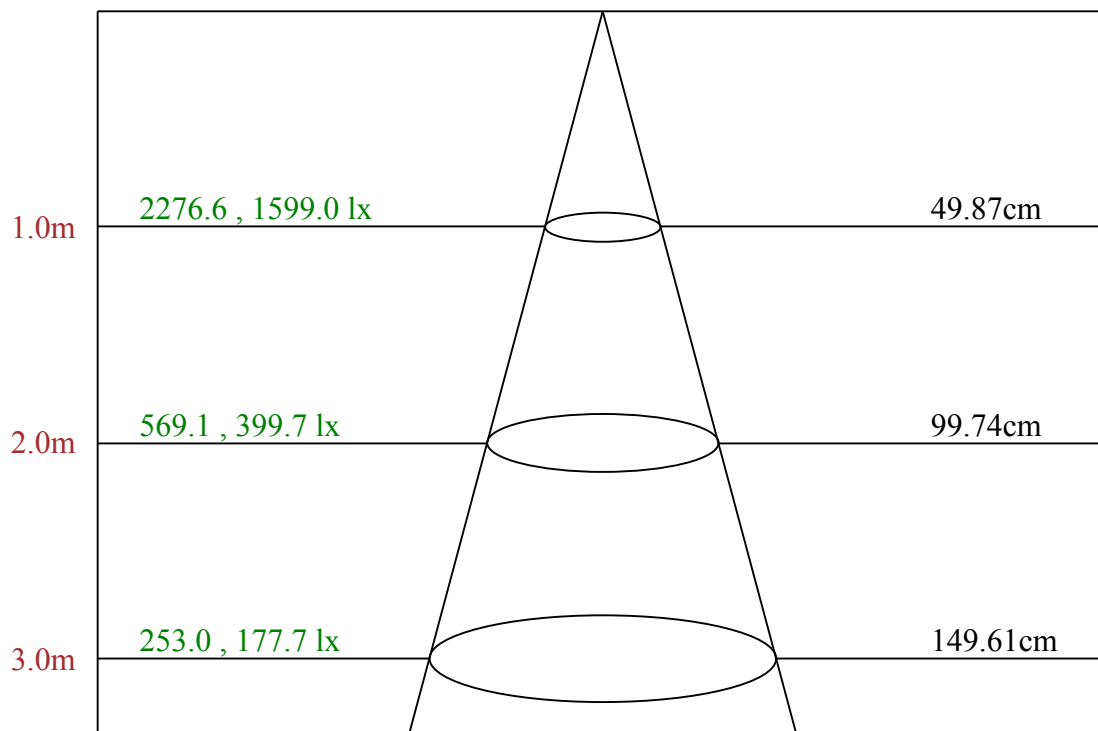
Equipment: equipamento lumini
Temperature(°C): 25.5

Date: 8/5/2024
Humidity(%): 55.0%

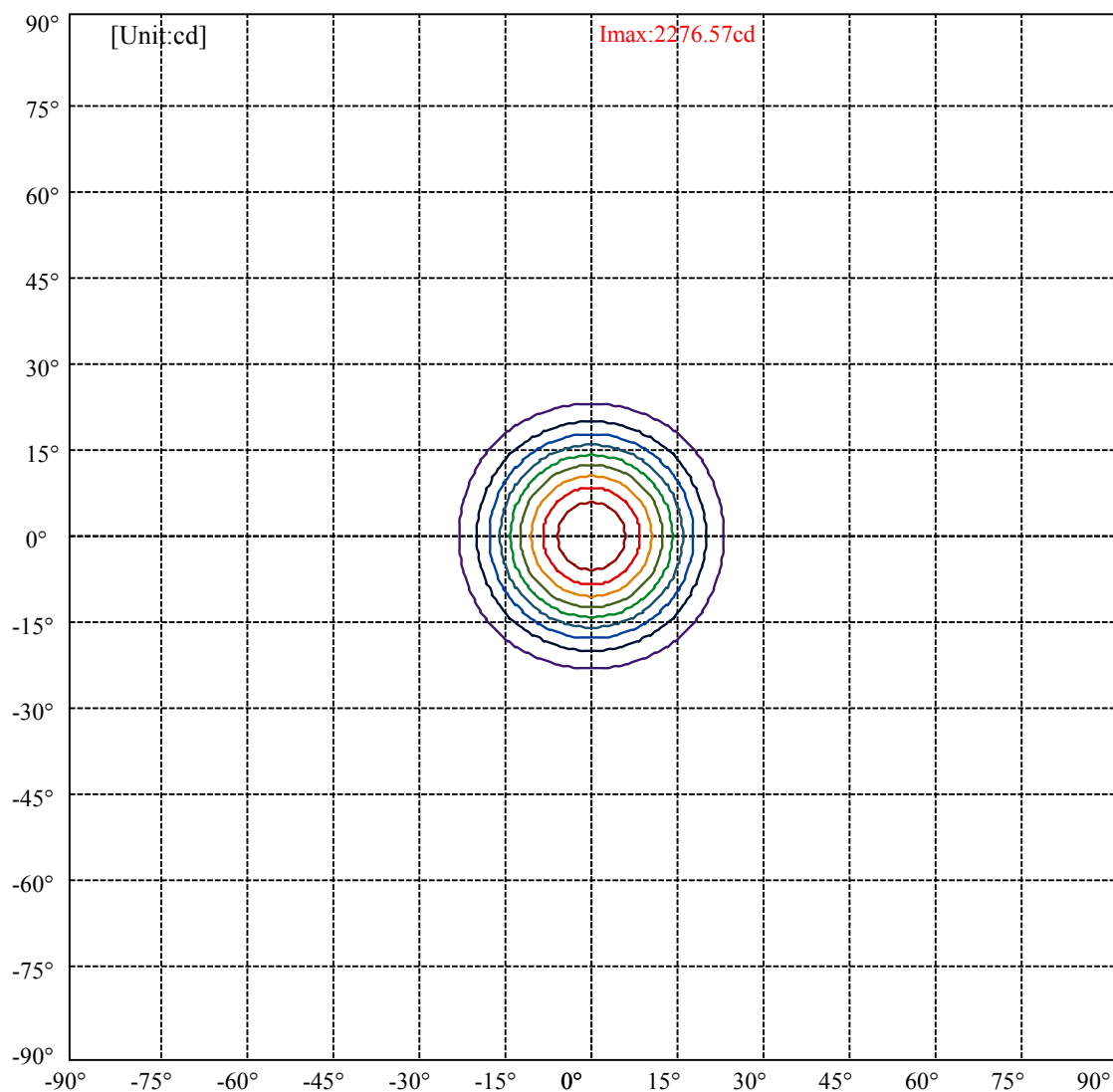
Operator: 01
Distance(m): 6.90



C0(Max):
C0/C180:
C90/C270:



Max , Ave Beam angle of C0 plane 28.00



(10%Imax) 227.657	—
(20%Imax) 455.313	—
(30%Imax) 682.97	—
(40%Imax) 910.627	—
(50%Imax) 1138.28	—
(60%Imax) 1365.94	—
(70%Imax) 1593.6	—
(80%Imax) 1821.25	—
(90%Imax) 2048.91	—

lumini

Luminance Limiting Curve(no luminous side)

Appendix Page: 5 Total:6

Luminance Table

γ	45	50	55	60	65	70	75	80	85
C0	2931	1947	1388	1330	1476	1728	2236	3333	6687
C45	2931	1947	1388	1330	1476	1728	2236	3333	6687
C90	2931	1947	1388	1330	1476	1728	2236	3333	6687

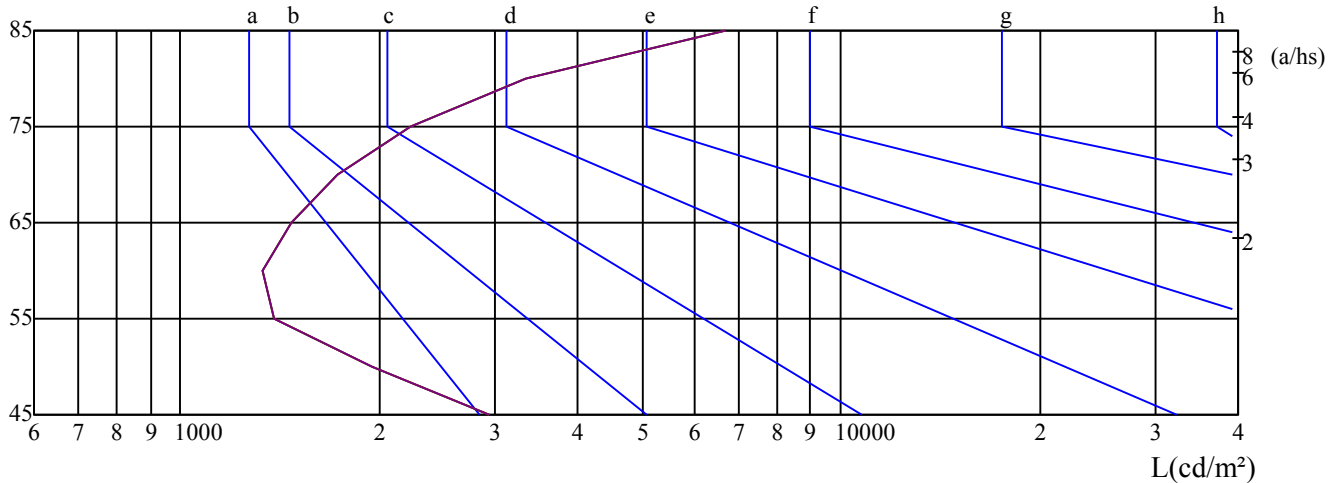
L(Hor)(65)	L(Ver)(65)	L45(65)	L(Hor)(75)	L(Ver)(75)	L45(75)	L(Hor)(85)	L(Ver)(85)	L45(85)
1476	1476	1476	2236	2236	2236	6687	6687	6687

Glare Table

Glare	Quality	Service Values Illuminance(lx)							
1.15	A	2000	1000	500	≤ 300				
1.5	B		2000	1000	500	≤ 300			
1.85	C			2000	1000	500	≤ 300		
2.2	D				2000	1000	500	≤ 300	
2.55	E					2000	1000	500	≤ 300
		a	b	c	d	e	f	g	h

Luminance Limiting Curve

$\gamma(^{\circ})$



C0 ———

C45 ———

C90 ———

Equipment: equipamento lumini
Temperature($^{\circ}$ C): 25.5

Date: 8/5/2024
Humidity(%): 55.0%

Operator: 01
Distance(m): 6.90

Illumination assessment according UGR											
Rf of Ceiling		70	70	50	50	30	70	70	50	50	30
Rf of Wall		50	30	50	30	30	50	30	50	30	30
Rf of Floor		20	20	20	20	20	20	20	20	20	20
Room dimensions		Viewed crosswise					Viewed endwise				
X	Y										
2H	2H	5.73	6.64	6.09	6.95	7.26	6.08	6.99	6.45	7.31	7.62
	3H	6.52	7.33	6.91	7.67	8.02	6.81	7.62	7.19	7.95	8.30
	4H	7.26	8.01	7.67	8.37	8.74	7.49	8.24	7.90	8.60	8.97
	6H	8.45	9.13	8.87	9.51	9.91	8.60	9.28	9.02	9.66	10.06
	8H	9.23	9.88	9.66	10.27	10.68	9.35	10.00	9.77	10.39	10.80
	12H	10.20	10.82	10.63	11.22	11.64	10.29	10.91	10.72	11.30	11.72
4H	2H	5.76	6.51	6.16	6.86	7.23	6.08	6.83	6.48	7.19	7.55
	3H	6.87	7.50	7.30	7.90	8.32	7.11	7.74	7.54	8.14	8.55
	4H	7.95	8.49	8.39	8.92	9.37	8.12	8.67	8.56	9.09	9.54
	6H	9.44	9.92	9.92	10.37	10.83	9.53	10.01	10.01	10.47	10.92
	8H	10.43	10.87	10.92	11.33	11.81	10.51	10.95	10.99	11.41	11.88
	12H	11.62	12.03	12.11	12.48	13.01	11.67	12.08	12.17	12.54	13.06
8H	4H	8.37	8.81	8.86	9.27	9.75	8.51	8.96	9.00	9.42	9.89
	6H	10.20	10.56	10.70	11.04	11.55	10.26	10.62	10.77	11.10	11.62
	8H	11.46	11.76	11.99	12.28	12.78	11.51	11.81	12.05	12.33	12.83
	12H	12.91	13.14	13.46	13.66	14.18	12.94	13.17	13.49	13.69	14.21
12H	4H	8.51	8.92	9.00	9.37	9.90	8.65	9.06	9.14	9.51	10.03
	6H	10.51	10.81	11.05	11.34	11.84	10.57	10.87	11.11	11.40	11.89
	8H	11.86	12.09	12.41	12.61	13.13	11.91	12.13	12.45	12.65	13.18
Variation with the observer position at spacings:											
S = 1.0H		2.5/-1.7					2.5/-1.7				
S = 1.5H		3.0/-1.6					3.0/-1.6				
S = 2.0H		3.4/-1.5					3.4/-1.5				
Standard tables:		BKBF					BKBF				
Uncorrected UGR		-5.1					-5.1				

依据CIE Publ. 117 计算 UGR, S/H = 0.25